




Österreichischer Berg rallye-Pokal der AMF 2024 und Herzog Motorsport Berg rallyecup 2024

6. Lauf in Neudorf bei Passail 20. Oktober 2024.



Offizielles Endergebnis / Official final results - KAT I-III

Veranstalter: KDW Motorsport
Rennleiter: Jimmy Kahr
AMF: Rainer Werner

Streckenlänge: 2500
Streckenrekord: Karl Schagerl
01:11.894 2019

Sprecher: Sigi Rieger
Rennarzt: Dr. Simone Hollomery
Streckensicherheits: Rotes Kreuz Passail

Chef der Zeitnehmung: Davor Malezija, Delta timing
Chef der Auswertung: Davor Malezija, Delta timing
Startrichter: Helmut Zöhner, Gerhard Fürndrath
Technische Leitung: Martin Pechmann, Günther Wolf, Josef Laffer
Wetter: sonnig

List/Liste:3-3

Page/Seite:1

Pos. Poz.	S.N.	Classification Klassifikation	Driver Fahrer	Nat./St. Nat./Bdl.	Competitor Bewerber	FIA PF FIA PF	Vehicle Fahrzeug	1.run/lauf 2.run/lauf 3.run/lauf	Total Gesamt	Diff.lead. Rückstand	Speed Geschwind.
Category I											
1.	54	1 2 2b	Rene-Patrick Aichgruber	AUT/NÖ	Rene-Patrick Aichgruber		TrackKing RC01b	1:18.637 1:17.247 1:16.719	2:33.966		114,45 116,51 117,31
2.	2	1 1 1	Rupert Schwaiger	AUT/ST	Rupert Schwaiger		Porsche 911 Bi Turbo	1:18.138 1:18.194 1:16.993	2:35.131	+1.165 +1.165	115,18 115,10 116,89
3.	1	1 1 1	Reinhold Taus	AUT/ST	Reinhold Taus		Subaru P4 Turbo	1:19.485 1:18.220 1:17.523	2:35.743	+1.777 +0.612	113,23 115,06 116,09
4.	41	1 2 2b	Hannes Kaufmann	AUT/K	Hannes Kaufmann		Ford Cosworth	1:19.890 1:19.074 1:18.166	2:37.240	+3.274 +1.497	112,65 113,82 115,14
5.	21	1 2 2a	Peter Prohardt	AUT/ST	Peter Prohardt		Mitsubishi EVO WRC 05	1:19.159 1:19.159 1:19.870	2:38.318	+4.352 +1.078	113,70 113,70 112,68
6.	89	1 3 3b	Patrick Mayer	AUT/NÖ	ASV-Bruck/L.BA 002		VW Golf I 16V	1:21.224 1:20.989 1:18.804	2:39.793	+5.827 +1.475	110,80 111,13 114,21
7.	88	1 3 3b	Michael Emsenhuber	AUT/NÖ	Michael Emsenhuber		VW Corrado 16V	1:20.922 1:20.679 1:20.109	2:40.788	+6.822 +0.995	111,22 111,55 112,35
8.	91	1 3 3b	Heiko Fiausch	AUT/ST	Heiko Fiausch		Opel Astra 16V	1:20.891 1:20.160 1:20.641	2:40.801	+6.835 +0.013	111,27 112,28 111,61
9.	61	1 3 3a	Jürgen Halbartschlager	AUT/NÖ	Jürgen Halbartschlager		VW Golf	1:20.063 1:20.795 1:21.033	2:40.858	+6.892 +0.057	112,41 111,39 111,07
10.	82	1 3 3b	Herbert Perwein	AUT/S	MSC Mühlbach BA004		VW Käfer	1:21.592 1:20.730 1:20.840	2:41.570	+7.604 +0.712	110,30 111,48 111,33
11.	4	1 1 1	Franz Kogler	AUT/ST	Franz Kogler		Ford Escort Cosworth RS	1:21.120 1:21.092 Not started	2:42.212	+8.246 +0.642	110,95 110,99
12.	69	1 3 3a	Markus Blasl	AUT/ST	Markus Blasl		Opel Kadett C 16V	1:22.794 1:20.516 1:23.418	2:43.310	+9.344 +1.098	108,70 111,78 107,89
13.	122	1 4 4a	Michael Tautscher	AUT/ST	Michael Tautscher		Mitsubishi Lancer EVO 9	1:22.009 1:21.746 1:21.784	2:43.530	+9.564 +0.220	109,74 110,10 110,05
14.	62	1 3 3a	Michael Auer	AUT/ST	Michael Auer		Hyundai TCR	1:28.557 1:22.120 1:21.767	2:43.887	+9.921 +0.357	101,63 109,60 110,07
15.	171	1 5 5a	Chris-Andre Mayer	AUT/ST	Chris-Andre Mayer		Honda Civic Type R	1:22.691 1:24.033 1:24.382	2:46.724	+12.758 +2.837	108,84 107,10 106,66
16.	161	1 5 5a	Christian Biesinger	AUT/NÖ	Christian Biesinger		VW Polo 86 c	1:24.072 1:24.060 1:24.568	2:48.132	+14.166 +1.408	107,05 107,07 106,42
17.	120	1 4 4a	Sebastian Huber	AUT/ST	Sebastian Huber		VW Golf 1	1:24.426 1:24.369 1:24.943	2:48.795	+14.829 +0.663	106,60 106,67 105,95
18.	73	1 3 3a	Werner Karl	AUT/ST	Werner Karl		Audi A4 Quattro	1:26.101 1:24.745 1:25.211	2:49.956	+15.990 +1.161	104,53 106,20 105,62
19.	111	1 4 4a	Dominik Karner	AUT/ST	Last Exit Motorsport. BA 076		Skoda Fabia S 2000	1:26.145 1:24.616 1:25.626	2:50.242	+16.276 +0.286	104,48 106,36 105,11
20.	3	1 1 1	Karl Heinz Binder	AUT/ST	Karl Heinz Binder		Ford Sierra Cosworth RS	1:26.277 1:26.582 1:24.028	2:50.305	+16.339 +0.063	104,32 104,95 107,11
21.	106	1 4 4a	Matthias Brandl	AUT/NÖ	Matthias Brandl		VW Golf 2 16V	1:26.152 1:25.474 1:24.947	2:50.421	+16.455 +0.116	104,47 105,30 105,95
22.	75	1 3 3a	Karlheinz Stranner	AUT/K	MSC Mühlbach BA004		Ford Escort Cosworth	1:26.936 1:28.043 1:24.684	2:51.620	+17.654 +1.199	103,52 102,22 106,28
23.	180	1 5 5a	Andreas Teufel	AUT/NÖ	Andreas Teufel		VW Golf 2 Rallye	1:27.796 1:26.421 1:25.536	2:51.957	+17.991 +0.337	102,51 104,14 105,22
24.	167	1 5 5a	Patrick Flechl	AUT/ST	Patrick Flechl		Opel Astra GSI	1:26.571 1:26.415 1:25.992	2:52.407	+18.441 +0.450	103,96 104,15 104,66
25.	102	1 4 4a	Mario Papst	AUT/ST	Mario Papst		Subaru Impreza GT	1:26.526 1:26.350 1:26.123	2:52.473	+18.507 +0.066	104,01 104,23 104,50


Date/Datum:20.10.2024

Time/Zeit:16:19:04





Österreichischer Berg rallye-Pokal der AMF 2024
und Herzog Motorsport Berg rallyecup 2024
6. Lauf in Neudorf bei Passail 20. Oktober 2024.



Offizielles Endergebnis / Official final results - KAT I-III

List/Liste:3-3

Page/Seite:2

Pos. Poz.	S.N. S.N.	Classification Klassifikation	Driver Fahrer	Nat./St. Nat./Bdl.	Competitor Bewerber	FIA PF FIA PF	Vehicle Fahrzeug	1.run/lauf 2.run/lauf 3.run/lauf	Total Gesamt	Diff.lead. Rückstand	Speed Geschwind.
26.	130	1 4 4b	Kurt Ritzberger	AUT/OÖ	MSC Rottenegg		Peugeot 306 GTI	1:26.885 1:26.443 1:26.249	2:52.692	+18.726 +0.219	103.59 104.11 104.35
27.	101	1 4 4a	Werner Jud	AUT/ST	Werner Jud		VW Golf 2 16V	1:26.502 1:26.520 1:26.356	2:52.858	+18.892 +0.166	104.04 104.02 104.22
28.	223	1 6 6	Rene Auner	AUT/ST	Rene Auner		Citroen C2 GT	1:26.298 1:26.597 1:26.611	2:52.895	+18.929 +0.037	104.29 103.93 103.91
29.	195	1 5 5b	Florian Neuherz	AUT/ST	Florian Neuherz		Fiat 128 3p	1:27.068 1:31.418 1:25.928	2:52.996	+19.030 +0.101	103.37 98.45 104.74
30.	83	1 3 3b	Kevin Reiß	AUT/ST	Kevin Reiß		Ford Escort	1:28.342 1:26.166 1:27.216	2:53.382	+19.416 +0.386	101.88 104.45 103.19
31.	90	1 3 3b	Andreas Miletich	AUT/NÖ	ASV-Bruck/L.BA 002		Renault Clio	1:27.042 1:27.655 1:26.925	2:53.967	+20.001 +0.585	103.40 102.88 103.54
32.	173	1 5 5a	Markus Stingl	AUT/K	Markus Stingl		Renault 11 F2000	1:28.521 1:27.458 1:27.156	2:54.614	+20.648 +0.647	101.67 102.91 103.26
33.	131	1 4 4b	Thomas Kroupa	AUT/W	ASV-Bruck/L.BA 002		VW Rallye Golf R	1:28.600 1:28.213 1:27.366	2:55.579	+21.613 +0.965	101.58 102.03 103.01
34.	168	1 5 5a	Dominik Rabl	AUT/ST	Dominik Rabl		VW Golf 1	1:28.614 1:27.428 1:28.509	2:55.937	+21.971 +0.358	101.56 102.94 101.68
35.	141	1 4 4b	Gregor Hutter	AUT/ST	MSC Mühlbach BA 004		Alfa Romeo 33	1:28.795 1:28.879 1:27.491	2:56.370	+22.404 +0.433	100.23 101.26 102.87
36.	170	1 5 5a	Manfred Suppan	AUT/ST	Manfred Suppan		Opel Astra GSI	1:28.636 1:28.432 1:27.963	2:56.395	+22.429 +0.025	101.54 101.77 102.32
37.	6	1 1 1	Ewald Scherr	AUT/ST	Ewald Scherr		Ford Escort Cosworth RS	1:28.637 1:28.283 1:28.197	2:56.480	+22.514 +0.085	101.54 101.94 102.04
38.	193	1 5 5b	Martin Bauer	AUT/ST	Martin Bauer		Citroen Saxo VTS	1:29.490 1:28.922 1:27.572	2:56.494	+22.528 +0.014	100.57 101.21 102.77
39.	87	1 3 3b	Stefan Karl	AUT/ST	Stefan Karl		Golf GTI	1:30.602 1:28.739 1:28.618	2:57.357	+23.391 +0.863	99.34 101.42 101.56
40.	44	1 2 2b	Reinhold Nauschnegg	AUT/ST	Reinhold Nauschnegg		Opel Calibra Turbo 4x4	1:29.872 1:29.520 Not started	2:59.392	+25.426 +2.035	100.14 100.54
41.	86	1 3 3b	Markus Gruber	AUT/ST	Markus Gruber		Skoda Fabia EVO 2	1:29.534 1:30.229 Not started	2:59.763	+25.797 +0.371	100.52 99.75
42.	226	1 6 6	Tobias Grossalber	AUT/OÖ	MSC Mühlbach BA 004		VW Polo	1:31.476 1:30.260 1:29.919	3:00.179	+26.213 +0.416	98.39 99.71 100.09
43.	143	1 4 4b	Andreas Krammer	AUT/ST	Andreas Krammer		Fiat/Abarth 500	1:32.998 1:32.191 1:30.193	3:02.384	+28.418 +2.205	96.78 97.62 99.79
44.	229	1 6 6	Stefan Franischen	AUT/ST	Stefan Franischen		Honda Civic Type R	1:32.937 1:31.609 1:31.837	3:03.446	+29.480 +1.062	96.84 98.24 98.00
45.	121	1 4 4a	David Zottler	AUT/ST	Flechl Racing		Subaru Impreza WRXSTI	1:36.865 1:32.895 1:32.501	3:05.396	+31.430 +1.950	92.91 96.88 97.30
46.	66	1 3 3a	Stella Ochabauer	AUT/ST	Stella Ochabauer		VW Corrado	1:34.576 1:33.281 1:32.703	3:05.984	+32.018 +0.588	95.16 96.48 97.08
47.	214	1 6 6	Markus Raith	AUT/ST	Markus Raith		Honda Civic Type R	1:33.678 1:34.228 1:34.046	3:07.724	+33.758 +1.740	96.07 95.51 95.70
48.	116	1 4 4a	Mag. Christoph Rappold	AUT/ST	Mag. Christoph Rappold		BMW M36 M3	1:37.049 1:35.428 1:35.564	3:10.992	+37.026 +3.268	92.74 94.31 94.18
49.	206	1 5 5b	Erich Rosseger	AUT/ST	Erich Rosseger		Suzuki Swift	1:35.758 Retired 1:35.400	3:11.158	+37.192 +0.166	93.99 94.34
50.	179	1 5 5a	Johann Harrer	AUT/ST	Johann Harrer		Alfa Romeo 145 HRT 3	1:36.246 1:35.914 1:35.710	3:11.624	+37.658 +0.466	93.51 93.83 94.03
51.	222	1 6 6	Rene Auer	AUT/ST	Last Exit Motorsport BA076		Opel Astra GSI 16V	1:38.867 1:39.008 1:39.353	3:17.875	+43.909 +6.251	91.03 90.90 90.59
52.	208	1 5 5b	Angelo Griesser	AUT/ST	Angelo Griesser		Ford Escort RS 2000	Retired 1:39.693 1:39.380	3:19.073	+45.107 +1.198	90.28 90.56
53.	132	1 4 4b	Karl Heinz Schauerpl	AUT/ST	Karl Heinz Schauerpl		VW Käfer	1:41.083 1:40.006 1:39.208	3:19.214	+45.248 +0.141	89.04 89.99 90.72
54.	104	1 4 4a	Daniel Sailer	AUT/ST	Daniel Sailer		BMW E30	1:41.422 1:40.353 1:40.724	3:21.077	+47.111 +1.863	88.74 89.68 89.35
-	228	1 6 6	Christian Hutter	AUT/T	Christian Hutter		Mitsubishi Colt Rallyart	Not started Not started Not started		Not started Nicht gestartet	
-	9	1 1 1	Stefan Promok	AUT/S	MSC Mühlbach BA 004		Mitsubishi EVO 8	Not started Not started Not started		Not started Nicht gestartet	


Date/Datum:20.10.2024

Time/Zeit:16:19:04





Österreichischer Berg rallye-Pokal der AMF 2024
und Herzog Motorsport Berg rallyecup 2024
6. Lauf in Neudorf bei Passail 20. Oktober 2024.



Offizielles Endergebnis / Official final results - KAT I-III

List/Liste:3-3

Page/Seite:3

Pos. Poz.	S.N. S.N.	Classification Klassifikation	Driver Fahrer	Nat./St. Nat./Bdl.	Competitor Bewerber	FIA PF FIA PF	Vehicle Fahrzeug	1.run/lauf 2.run/lauf 3.run/lauf	Total Gesamt	Diff.lead. Rückstand	Speed Geschwind.
-	142	1 4 4b	Fabian Perwein	AUT/S	MSC Mühlbach BA 004		VW Golf MK1	Retired Not started Not started			Retired Ausgefallen
-	220	1 6 6	Klaus Demuth	AUT/K	Klaus Demuth		Renault Clio Ragnotti	Retired Not started Not started			Retired Ausgefallen
-	216	1 6 6	Franz Kollmann	AUT/ST	Franz Kollmann		Opel Adam R2	1:33.434 Retired Not started			Retired Ausgefallen
Category II											
1.	604	2 - 13	Harald Neuherz	AUT/ST	Harald Neuherz		Audi S1 Quattro	1:27.757 1:28.261 1:26.039	2:53.796		102.56 101.97 104.80
2.	731	2 - 15	Manfred Knaus	AUT/ST	Manfred Knaus		BMW E30 325i	1:28.669 1:28.064 1:28.596	2:56.660	+2.864 +2.864	101.50 102.20 101.58
3.	733	2 - 15	Johannes Payer	AUT/ST	Johannes Payer		BMW 325i e30	1:30.958 1:32.292 1:32.743	3:03.250	+9.454 +6.590	98.95 97.52 97.04
4.	671	2 - 11	Manfred Zöchling	AUT/NÖ	Manfred Zöchling		VW Golf GTI	1:33.614 1:32.554 1:31.801	3:04.355	+10.559 +1.105	96.14 97.24 98.04
5.	672	2 - 11	Thomas Tkaletz	AUT/ST	Thomas Tkaletz		VW Golf I GTI	1:33.571 1:32.958 1:31.846	3:04.804	+11.008 +0.449	96.18 96.82 97.99
6.	636	2 - 12	Jo Krammer	AUT/ST	Jo Krammer		Alfa Romeo 33 8V/905/1	1:34.094 1:33.236 1:32.326	3:05.562	+11.766 +0.758	95.65 96.53 97.48
7.	751	2 - 14	Mario Stampfer	AUT/B	Mario Stampfer		Renault Clio 16V	1:34.127 1:33.748 1:33.372	3:07.120	+13.324 +1.558	95.62 96.00 96.39
8.	734	2 - 15	Nino Schanes	AUT/ST	Nino Schanes		BMW E30 325i	1:29.599 1:37.946 Not started	3:07.545	+13.749 +0.425	100.45 91.89
9.	634	2 - 12	Victoria Schütz	AUT/NÖ	MSC Mühlbach BA 004		VW Golf	1:36.727 1:34.107 1:33.888	3:07.995	+14.199 +0.450	93.05 95.64 95.86
10.	754	2 - 14	Gerald Schröcker	AUT/ST	Gerald Schröcker		Alfa Romeo SUD 1,5 TI	1:36.527 1:36.956 1:37.205	3:13.483	+19.687 +5.488	93.24 92.83 92.59
11.	601	2 - 13	Herbert Neubauer	AUT/B	Historic Racing T .BA022		Lancia Delta Integrale	1:54.152 1:48.370 Not started	3:42.522	+48.726 +29.039	78.84 83.05
-	753	2 - 14	Josef Schöglger	AUT/ST	Josef Schöglger		Opel Ascona B	Retired Not started Not started			Retired Ausgefallen

Clerk of the Course Jimmy Kahr	Chief Timekeeper Davor Malezija, Delta timing (HRV)	Chairman of the Stewards Rainer Werner	Steward	Steward
--	---	--	---------	---------

Date/Datum:20.10.2024

Time/Zeit:16:19:04

